



**BERNAT® HARMONY
“SQUARES” AFGHAN &
PILLOWS
(TO KNIT)**

MEASUREMENTS

Afghan: Approx 48 ins x 54 ins [122 cm x 137 cm].

Pillows: Approx 16 ins [40.5 cm] square.

MATERIALS

Bernat® Harmony
(Solids: 100 g/3.5 oz / Ombres: 80 g/2.8 oz)

Afghan (Pillow A-Pillow B)

Main Color (MC)
(Black) **8 (2-2) balls**

Contrast A (White) 3 (0-2) balls

Contrast B (Grey) 3 (2-0) balls

Size 10 mm (U.S. 15) knitting needles
or size needed to obtain gauge.
2 pillow forms 16 ins [40.5 cm] square.

GAUGE

8 sts and 12 rows = 4 ins [10 cm] in stocking st with 2 strands tog.

INSTRUCTIONS

Afghan

Strip A (make 2)

With 2 strands of MC, cast on 32 sts. Work Chart I in stocking st to end of chart, reading **knit** rows from **right** to left and **purl** rows from **left** to right.

Work Chart II in stocking st to end of chart, reading **knit** rows from **right** to left and **purl** rows from **left** to right.

Work Chart I in stocking st. Cast off.

Strip B

With 2 strands of B, cast on 32 sts. Work Chart II in stocking st, substituting B for A.

Work Chart I in stocking st, substituting B for A.

Work Chart II in stocking st, substituting B for A. Cast off.

FINISHING

Sew strips in following sequence: A, B and A.

Upper and lower borders: With RS of work facing, 2 strands of B and beg at bottom left corner, pick up and knit 90 sts across lower edge of Afghan.

Work 3 rows in garter st (knit every row). Cast off loosely knitwise.

Rep for upper border.

Side borders: With RS of work facing, 2 strands of B and beg at bottom right corner, pick and knit 100 sts up right edge of Afghan.

Work 3 rows in garter st. Cast off loosely knitwise.

Rep for other side.

Tassels: (make 4). Cut a piece of cardboard 4½ ins [11 cm] wide. Wind MC around cardboard 25 times. Break yarn leaving a long end and thread end through a needle. Slip needle through all loops and tie tightly. Remove cardboard and wind yarn tightly around loops ¾ inch [2 cm] below fold. Fasten securely. Cut through rem loops and trim ends evenly. Attach 1 tassel to each corner of Afghan.

Pillow A

FRONT and BACK (make alike)

With 2 strands of MC, cast on 32 sts. Work Chart III in stocking st to end of chart reading **knit** rows from **right** to left and **purl** rows from **left** to right. Cast off.

FINISHING

Sew 3 sides of pillow. Insert pillow form. Sew last side.

Tassels: (make 4). Work as given for Afghan, substituting B for MC and attach to corners of pillow.

Pillow B

FRONT and BACK (make alike)

Work as given for Pillow A, substituting A for B.

Finishing and Tassels: Work as given Pillow A, substituting A for MC for tassels.




Chart I





Chart III




Key

□ = MC

■ = Contrast A or B

Chart II



ABBREVIATIONS
www.bernat.com/glossary



P.O. Box 40, Listowel ON N4W 3H3
 "home style... life style... your style."