



STARTING SOON!

HOW TO MAKE A TEMPERATURE BLANKET

favecrafts studio **LIVE**

Sponsored by *I Like Crochet*

In This Class

- What is a Temperature Blanket?
 - Traditional patterns and alternative
- Putting one together: temps, colors, yarn, and stitches
- Top tips and tricks for making your temperature blanket
- Pitfalls to avoid
- Patterns and resources




What is a temperature blanket?

“A temperature blanket is a crocheted or knit project which uses weather data to create a beautiful, creative, and cozy work of art! Using various colors of yarn, it shows how the temperature of a place changes over time. Each row or section of a temperature blanket represents a different day of the year. Temperature blankets are unique and completely customizable.” - temperature-blanket.com

Your Temperature Blanket

- Can work one row/square per day based on:
 - the high temperature
 - the average temperature
 - the temperature at a certain time each day, ie 3pm
- Can work a blanket using both the highs and lows each day



Project Pattern

There are countless options for a temperature blanket pattern. A typical project has one row for each day, but zigzags, squares, diagonal designs, or other patterns can be used.

Examples of different types of patterns:



Chevron Pattern



Corner to Corner Pattern



Squares Pattern



Daylight Rows Pattern

Choosing Your Stitches / Construction - Crochet

Popular Crochet Stitches in Rows

- Moss Stitch
- Single Crochet

Popular Crochet Constructions

- One tiny granny square per day = 365 squares, or a grid 18 x 21 squares (will have to fill in 12-13 squares to either separate months, special occasions, or random)
- 12 large squares (one per month) joined in a 3x4 grid
- C2C



Choosing Your Stitches / Construction - Knitting

Popular Knit Stitches in Rows

- Garter Stitch
- Stockinette Stitch
- Seed Stitch

Popular Knit Construction

- Creating 365 motifs joined together
- Working 12 panels joined together

Unique Stitches and Constructions to Try

- Slip Stitch
- Honeycomb Stitch
- Mitered Square
- Center-out square
- Join-as-you-go panels





dananielfield.com



Other Temperature Blanket Projects in Crochet/Knitting

- Temperature Scarf / Wrap
- Temperature Snake

Other Temperature Crafts

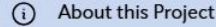
- Sewn Temperature Blankets
- Temperature Quilt

Alternatives to Using the Temperature

- Weather (sunny, rainy, snow, sleet, windy)
- Mood blankets
- Reading/book blankets
- Daylight blankets

San Diego, California, United States from 9/27/2023 to 9/25/2024

 Open in Project Planner

 About this Project



Temperature Gauge Yarn Palette

Designing Your Temperature Blanket

Choosing Your Temperature Ranges

- Pull data from a recent year in your region from Temperature-Blanket.com
- Sort by temperature and see how many rows you may need of each color depending on your range.
 - Can export to CSV to help with this process
- The more colors you choose, the more often your blanket will change color and the more fun/interesting it will be!
- Tutorial >> <https://temperature-blanket.com/>

Tracking Your Temperatures

- Other places to find historical weather:
 - localconditions.com
 - timeanddate.com/weather/
- Options for tracking your temperatures:
 - Digital file
 - Physical card with yarn swatches
 - Notebook

Feb 21	66 degrees	✓
Feb 22	56 degrees	✓
Feb 23	53 degrees	✓
Feb 24	35 degrees	✓
Feb 25	62 degrees	✓
Feb 26	73 degrees!	✓
Feb 27	71 degrees!	✓
Feb 28	33 degrees	✓
Feb 29	46 degrees	✓
Mar 1	46 degrees	✓
Mar 2	61 degrees	✓
Mar 3	74 degrees!	✓
Mar 4	72 degrees	✓
Mar 5	44 degrees	✓
Mar 6	49 degrees	✓
Mar 7	48 degrees	✓
Mar 8	48 degrees	✓
Mar 9	45 degrees	✓
Mar 10	48 degrees	✓
Mar 11	66 degrees	✓
Mar 12	71 degrees	✓
Mar 13	72 degrees	✓
Mar 14	63 degrees	✓
Mar 15	51 degrees	✓
Mar 16	58 degrees	✓
Mar 17	41 degrees	✓
Mar 18	37 degrees	✓
Mar 19	55 degrees	✓
Mar 20	45 degrees	✓

Choosing Your Colors

Popular Palettes

- Rainbow
- Monochromatic
- Pastels
- Autumnal
- Earth tones
- Deep

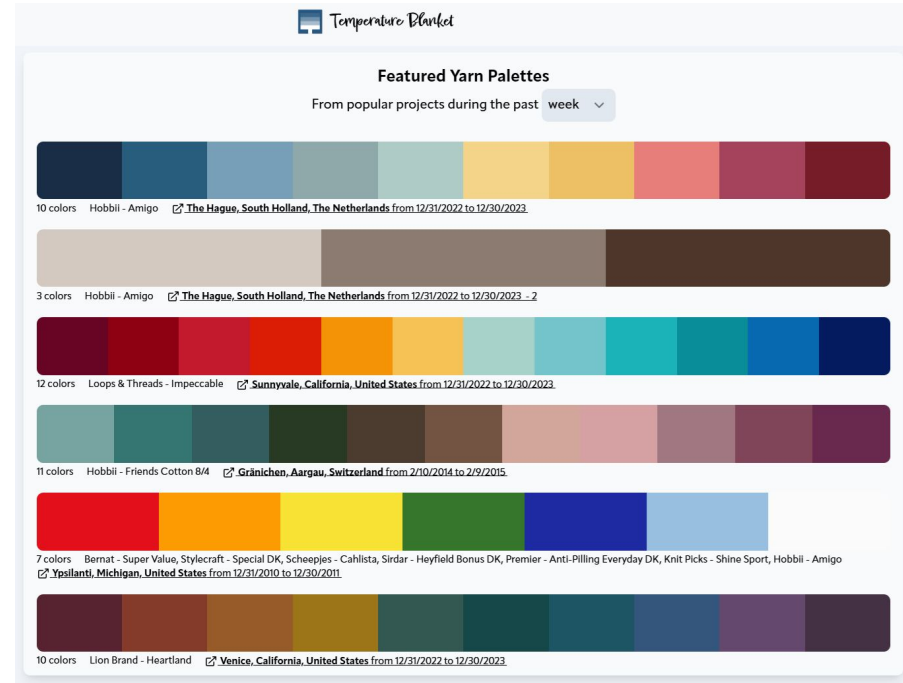
Can include variegateds/sparkle yarn for special occasions or generally in your palette!



Choosing Your Colors

Where to get inspiration

- Search color palettes on Pinterest or Google search
- <https://temperature-blanket.com/yarn-palette-gallery>



Choosing Your Colors

TIP:

Assign your FAVORITE colors to the most-used temperature ranges!



Choosing Your Yarn

- Material - washability
- Cost
- Availability
- Range of Colors



Popular Yarns

- Hobby Lobby I Love This Yarn!
- Red Heart Super Saver
- Big Twist Value
- Caron Simply Soft
- Knit Picks Brava Worsted
- Herrschners Worsted 8
- Lion Brand Heartland
- Stylecraft DK
- Premier Anti-Pilling Everyday Yarn



favecrafts presents



CABLE SAMPLER KNIT HAT CLASS

- LIVE instruction
- Expert advice
- Expand your skills

Sponsored by



TUESDAY, DECEMBER 10, 2024 • 1PM ET, 12PM CT, 11AM MT, 10AM PT

➔ [CableKnitHat.eventbrite.com](https://www.eventbrite.com/e/cable-knit-hat-class)

Subscribe and Save 90%



Only
\$5



Only
\$5



Only
\$5

ilikecrochet.com/virtual24

ilikeknitting.com/virtual24

welikesewing.com/virtual24

Tips, Tricks, and Advice

Top Tips

- USE A STITCH MARKER AT THE START AND END OF ROWS. CRUCIAL.
- Weave in ends as you go OR opt for an envelope border.
- Buy PLENTY of yarn in case your colors get discontinued or dye lots change wildly.
- Join a Temperature Blanket Facebook Group!!



Pitfalls to Avoid

- Perfectionism
 - **Never pull out a million rows because you “missed” a day**
 - Can change colors on the fly

Jun 10	69 degrees	✓			
Jun 11	81 degrees	✓			
Jun 12	91 degrees	✓			
Jun 13	90 degrees	✓			
Jun 14	87 degrees	✓			
Jun 15	85 degrees	✓			
Jun 16	91 degrees	✓			
Jun 17	95 degrees	✓			
Jun 18	92 degrees	✓			
Jun 19	94 degrees	✓	decided to buy white yarn for the 90° temperature range today!		
Jun 20	91 degrees	✓			
Jun 21	95 degrees	✓			
Jun 22	92 degrees	✓			
Jun 23	83 degrees	✓			

Pitfalls to Avoid

- Perfectionism
 - Can be as strict or loosey-goosey as you want!
 - There are crocheters and knitters who purposely don't do more than two days in the same color at a time.
 - Even if you do drop stitches at the edges, if the look isn't too noticeable -
 1. No one will notice, or
 2. Can be cloaked with a nice border.

THAT SAID, at the end of the day, YOU have to decide what you can live with or what will drive you nuts! It is your beautiful blanket! You know yourself best, and you want to love it!

Ask Yourself:

Is my primary goal a record of the temperatures from a given year, or a beautiful blanket and cherished keepsake?

Pitfalls to Avoid

- If you are designing the blanket yourself, you **MUST** make a gauge swatch and do some math!
 - ...unless you want a blanket 12ft long
- You can start your temperature blanket whenever!
 - Don't think because you're watching the recording of this presentation in February that you missed the boat!

Staying Enthusiastic

- Make your blanket as a gift (with a deadline).
- Give *yourself* a deadline. For example, hosting family and wanting to decorate with your new blanket + show it to them when they visit on X date.
- Only allow yourself to watch a certain show or listen to a certain podcast while working on your blanket.
- Try not to fall too far behind!
- Join the temperature blanket Facebook group!!!

More Great Resources

- I really enjoyed Smitha's article at Smiling Colors about planning her temperature blanket, plus mistakes to avoid: How To Make A Temperature Blanket: Tips, Mistakes + Fixes!
<https://www.smilingcolors.com/temperature-blanket/>
- I LOVED the Loophole Fox's temperature blanket course during the Crochet Blanket Summit in 2023. Unfortunately that course is no longer available, but you can check out Shannon's wonderfully thorough article on her temperature blanket progress here: 2023 Crochet Temperature Blanket.
<https://theloopholefox.com/crochet-temperature-blanket/>

PATTERNS!

<https://www.favecrafts.com/Crochet-Afghans/Temperature-Blanket-Ideas>

I love all of TL Yarn Crafts' temperature blankets! The colors Toni chooses are stunning. You can find all of her patterns and resources linked up here:

<https://tlycblog.com/linen-pixel-temperatue-blanket-free-crochet-afghan-pattern/>

<https://temperature-blanket.com/> - project planner

PATTERNS!

dananield.com - Get my temperature blanket PDFs on Ravelry for \$1 each with the code FAVECRAFTS at checkout (through December 16, 2024).

<https://www.ravelry.com/designers/dana-nield>

Sign up for my email list for new pattern announcements! dananield.com/subscribe



Questions

THANK YOU!



DANA NIELD

dniel@primecp.com
dananield.com

📷 @dananieldcom
📌 @dananieldcom
📺 @dana-nield



JENNY BOWDEN

jbowden@primecp.com
favecrafts.com
allfreecrochet.com

CLAIM YOUR DEAL!

www.ilikecrochet.com/virtual24



Regular Price	Your Price
\$59.99 USD	\$5.00 USD

PRIME
PUBLISHING LLC

favecrafts

I Like Crochet